

Coffee Filter Snowflakes

Ages 5–12 | 5–10 minutes

☆ 1 step needs a grown-up

Supply checklist

Check off each supply as you gather it

- [ ] Scissors
- [ ] (Optional) Cardstock
- [ ] (Optional) Printer
- [ ] Coffee Filters

Let's make it!

☆ = ask a grown-up for help

1



Fold the coffee filter in half

First, fold your coffee filter in half

2



Fold in thirds

Fold one side of your coffee filter in.

3



Fold in thirds - part 2

Then fold the other side over it. It should look like a pizza slice. Make sure all your folds are even. Ask an adult for help if needed.

© 2026 GlueStick LLC. For personal and educational use only. All rights reserved.

Continued on page 2 →

4



Fold in half again

Fold it in half one more time. For the grown-ups following along, your coffee filter should now be folded into twelfths.

5



(Optional) Print our templates

☆ Grown-up help

To use our templates, print the attached printable on sturdy cardstock. Then, cut them out.

6



(Optional) Trace template

After you've cut out the templates, trace them lightly with a pencil onto your folded coffee filter.

7



Cut out your design

If you used our templates, cut along the lines you drew. If you're making your own design, snip shapes into your folded coffee filter.

8



Gently unfold

Gently unfold your coffee filter to review your beautiful design

© 2026 GlueStick LLC. For personal and educational use only. All rights reserved.
Continued on page 3 →

Clean-up checklist

Tidy up

- [ ] Pick up anything that fell on the floor.
- [ ] Wipe up any spills on the table.
- [ ] Put your completed project somewhere safe!
- [ ] Throw away all your trash and recycling.

Restock

- [ ] Update the supply cupboard

Show off your project!



Snap a photo of your finished project and add it to your GlueStick account to save it in your gallery.

Scan to open this project

No account yet? Sign up free at gluestick.app

© 2026 GlueStick LLC. For personal and educational use only. All rights reserved.

Coffee Filter Snowflake Templates

Cut out of sturdy cardstock, then trace onto your folded coffee filters for perfectly festive holiday snowflakes.

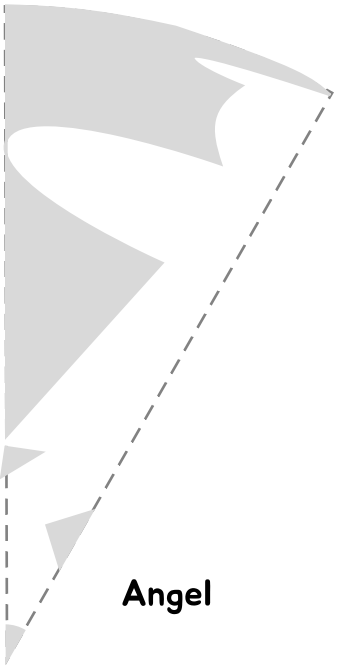

Angel

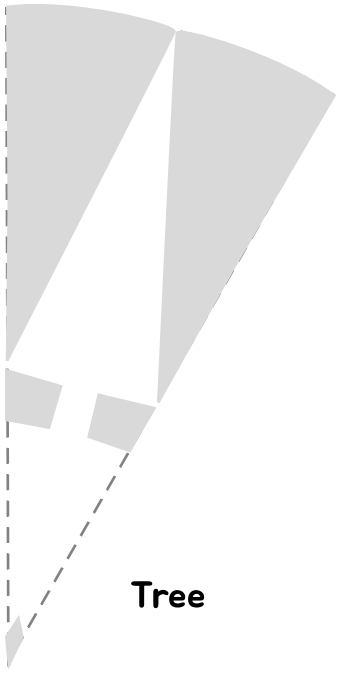

Tree



Snow man



Diamonds

© 2026 GlueStick LLC. For personal and educational use only. Find more creative activities at https://gluestick.app